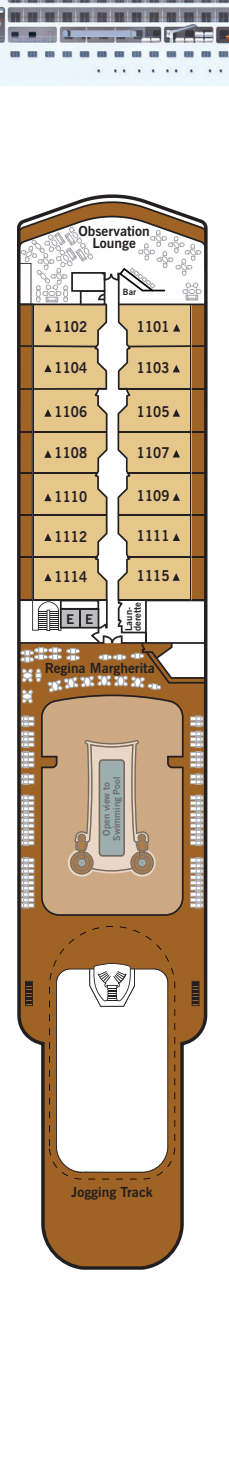
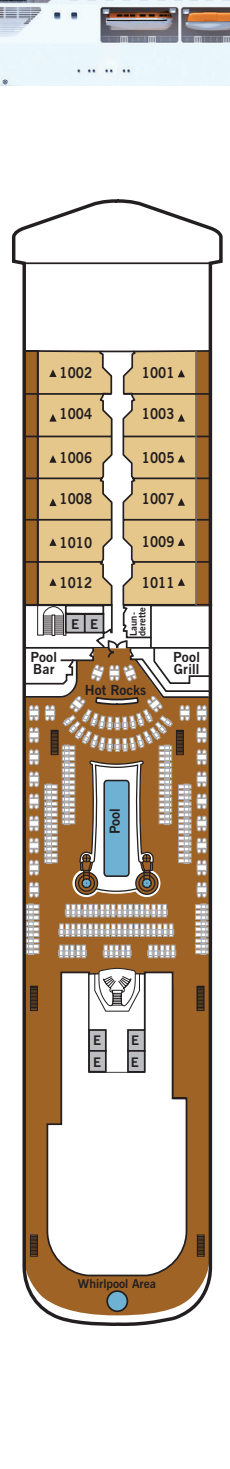
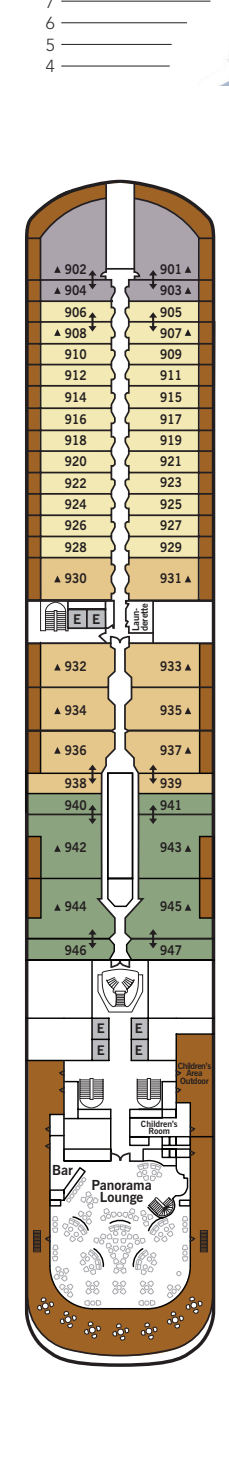
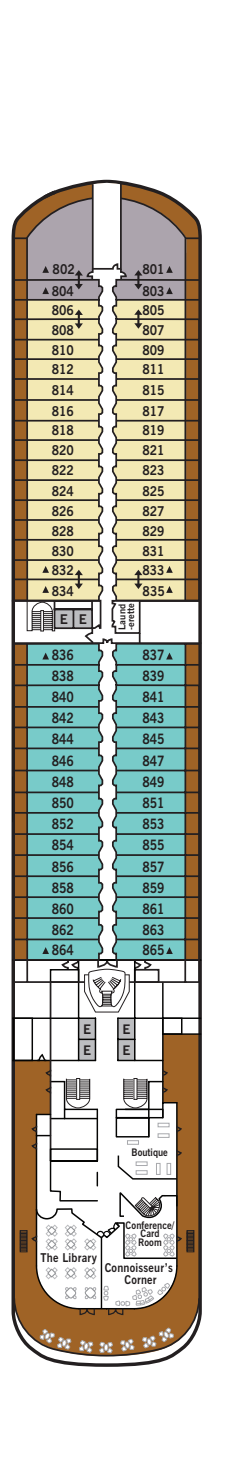
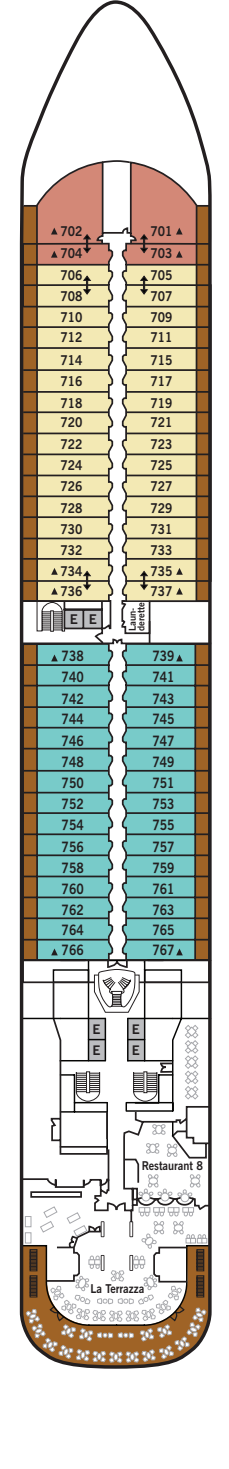
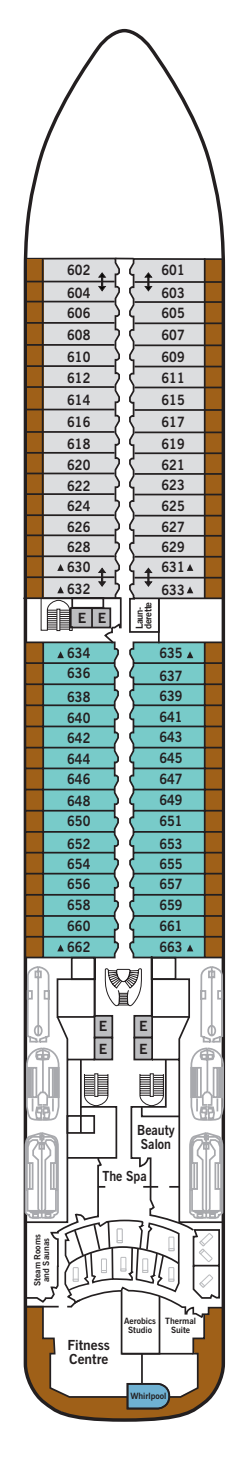
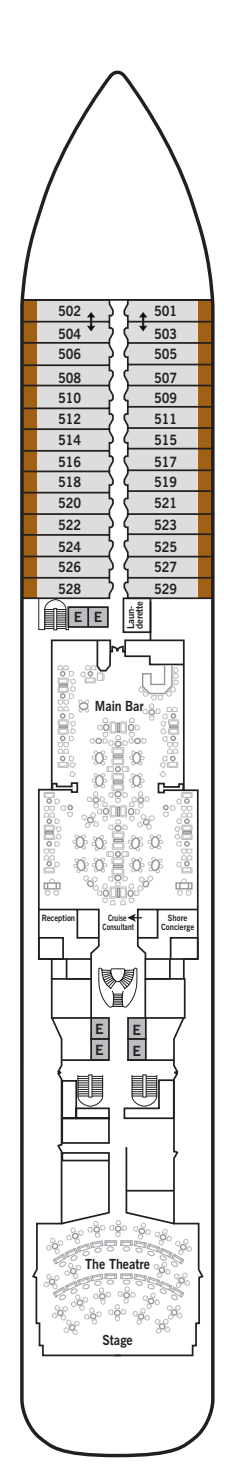
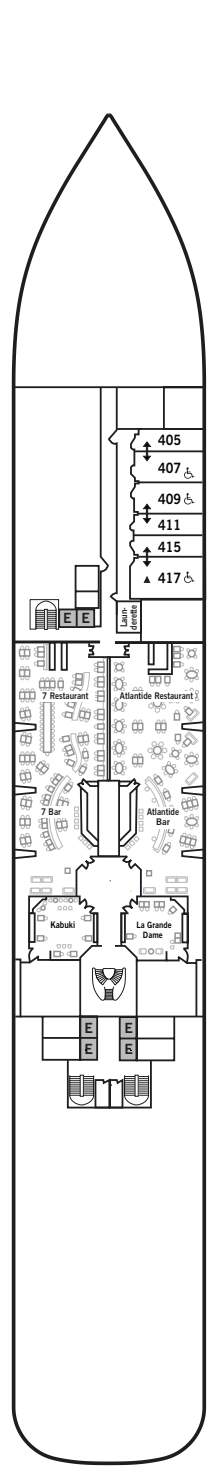


SILVER MUSE – Deck Plans



DECK 4
Atlantide
Restaurant 7
Kabuki
La Grande Dame
by Relais & Châteaux

DECK 5
Reception/
Guest Relations
Shore Concierge
Main Bar
The Theatre
Cruise Consultant

DECK 6
The Spa at Silversea
Beauty Salon
The Fitness Centre

DECK 7
La Terrazza
Restaurant 8

DECK 8
The Connoisseur's
Corner
Boutiques
The Library
Conference/
Card Room

DECK 9
The Panorama
Lounge
Children's Room &
Outdoor Area

DECK 10
Pool
Whirlpools
Hot Rocks
Pool Bar & Grill
Whirlpool Area

DECK 11
The Observation
Lounge
Regina Margherita
Jogging Track

SUITE CATEGORIES

- Owner's Suite ●
- Grand Suite ●
- Royal Suite ●
- Silver Suite ●
- Deluxe Veranda Suite ●
- Superior Veranda Suite ●
- Classic Veranda Suite ●

SPECIFICATIONS

- Crew 408
- Officers European
- Guests 596
- Tonnage 40,700
- Length 698 Feet / 212.8 Metres
- Width 86 Feet / 27 Metres
- Speed 19.8 Knots
- Passenger Decks 8
- 3rd Guest Capacity ▲
- Connecting Suites ⇕
- Wheelchair Accessible Suites ♿
- 407, 409, 417
- Built 2017
- Registry Bahamas

Suite diagrams shown are for illustration purposes only and may vary from actual square footage. Please refer to suite specifications for square footage.

SILVER MUSE – Suite Diagrams

All suites feature:

- Dedicated Butler service
- Refrigerator and bar setup stocked with your preferences
- Bvlgari® bath amenities, plus a choice of other European brands
- Pratesi® fine bed linens and down duvet covers
- Premium mattresses
- Pillow menu
- Plush Etro® bathrobes and slippers
- Personalised stationery
- Umbrella



OWNER'S SUITE

Available exclusively as a two-bedroom configuration.

1389 SQ FT / 129 M² (SUITES 944 & 945)
1281 SQ FT / 119 M² (SUITES 942 & 943)

INCLUDING VERANDA (129 SQ FT / 12 M²)

- Large teak veranda with patio furniture and floor-to-ceiling glass doors; bedroom two has additional large picture window
- Living room with sitting area; bedroom two has additional sitting area
- Separate dining area
- Twin beds or king-sized bed; bedroom two has additional twin beds or queen-sized bed
- Marbled bathroom with double vanity, separate shower and full-sized bath, plus a powder room; bedroom two has additional marbled bathroom with shower
- Walk-in wardrobe(s) with personal safe
- Vanity table(s) with hair dryer
- Writing desk(s)
- One 55" / 140 cm and one 42" / 106 cm flat-screen HD TV in main suite, plus two 42" / 106 cm flat-screen HD TVs in bedroom two
- Interactive Media Library
- Illy® Espresso machine
- Wall mounted mobile device chargers
- Direct-dial telephones
- Unlimited complimentary internet access



GRAND SUITE — DECK 8

Available as a one-bedroom configuration or as two bedrooms (as illustrated) by adjoining with a Veranda Suite.

ONE-BEDROOM: 1572 SQ FT / 146 M²
INCLUDING VERANDA (570 SQ FT / 53 M²)

TWO-BEDROOM: 1970 SQ FT / 183 M²
INCLUDING VERANDA (635 SQ FT / 59 M²)

- Two teak verandas with patio furniture and floor-to-ceiling glass doors; bedroom two has additional veranda
- Living room with convertible sofa to accommodate an additional guest
- Sitting area; bedroom two has additional sitting area
- Separate dining area
- Twin beds or king-sized bed; bedroom two has additional twin beds or queen-sized bed
- Marbled bathroom with double vanity, separate shower and full-sized bath, plus a powder room; bedroom two has additional marbled bathroom with full-sized bath
- Walk-in wardrobe(s) with personal safe
- Vanity table(s) with hair dryer
- Writing desk(s)
- One 55" / 140 cm and one 42" / 106 cm flat-screen HD TV in main suite, plus two 42" / 106 cm flat-screen HD TVs in bedroom two
- Interactive Media Library
- Illy® Espresso machine
- Wall mounted mobile device chargers
- Direct-dial telephones
- Unlimited complimentary internet access



GRAND SUITE — DECK 9

Available as a one-bedroom configuration or as two bedrooms (as illustrated) by adjoining with a Veranda Suite.

ONE-BEDROOM: 1475 SQ FT / 137 M²
INCLUDING VERANDA (474 SQ FT / 44 M²)

TWO-BEDROOM: 1873 SQ FT / 174 M²
INCLUDING VERANDA (538 SQ FT / 50 M²)

- Two teak verandas with patio furniture and floor-to-ceiling glass doors; bedroom two has additional veranda
- Living room with convertible sofa to accommodate an additional guest
- Sitting area; bedroom two has additional sitting area
- Separate dining area
- Twin beds or king-sized bed; bedroom two has additional twin beds or queen-sized bed
- Marbled bathroom with double vanity, separate shower and full-sized bath, plus a powder room; bedroom two has additional marbled bathroom with full-sized bath
- Walk-in wardrobe(s) with personal safe
- Vanity table(s) with hair dryer
- Writing desk(s)
- One 55" / 140 cm and one 42" / 106 cm flat-screen HD TV in main suite, plus two 42" / 106 cm flat-screen HD TVs in bedroom two
- Interactive Media Library
- Illy® Espresso machine
- Wall mounted mobile device chargers
- Direct-dial telephones
- Unlimited complimentary internet access



ROYAL SUITE

Available as a one-bedroom configuration or as two bedrooms (as illustrated) by adjoining with a Veranda Suite.

ONE-BEDROOM: 1130 SQ FT / 105 M²
INCLUDING VERANDA (129 SQ FT / 12 M²)

TWO-BEDROOM: 1528 SQ FT / 142 M²
INCLUDING VERANDA (194 SQ FT / 18 M²)

- Large teak veranda with patio furniture and floor-to-ceiling glass doors; bedroom two has additional veranda
- Living room with convertible sofa to accommodate an additional guest
- Sitting area; bedroom two has additional sitting area
- Separate dining area
- Twin beds or king-sized bed; bedroom two has additional twin beds or queen-sized bed
- Marbled bathroom with double vanity, separate shower and full-sized bath, plus a powder room; bedroom two has additional marbled bathroom with full-sized bath
- Walk-in wardrobe(s) with personal safe
- Vanity table(s) with hair dryer
- Writing desk(s)
- One 55" / 140 cm and one 42" / 106 cm flat-screen HD TV in main suite, plus two 42" / 106 cm flat-screen HD TVs in bedroom two
- Interactive Media Library
- Illy® Espresso machine
- Wall mounted mobile device chargers
- Direct-dial telephones
- Unlimited complimentary internet access




SILVER SUITE

Available as one or two bedroom configurations (as illustrated). Silver Suites can accommodate between three to five guests.

ONE-BEDROOM: 786 SQ FT / 73 M²
INCLUDING VERANDA (129 SQ FT / 12 M²)

TWO-BEDROOM: 1119 SQ FT / 104 M²
INCLUDING VERANDA (129 SQ FT / 12 M²)

- Teak veranda with patio furniture and floor-to-ceiling glass doors
- Living room with convertible sofa to accommodate an additional guest
- Sitting area
- Separate dining area
- Twin beds or king-sized bed
- Marbled bathroom with double vanity, full-sized bath, separate shower; bedroom two has additional marbled bathroom with full-sized bath
- Walk-in wardrobe with personal safe
- Vanity table with hair dryer
- Writing desk
- Two 42" / 140 cm flat-screen HD TV in main suite, plus two 42" / 106 cm flat-screen HD TVs in bedroom two
- Interactive Media Library
- Illy® Espresso machine
- Wall mounted mobile device chargers
- Direct-dial telephone
- Unlimited complimentary internet access



DELUXE VERANDA SUITE SUPERIOR VERANDA SUITE CLASSIC VERANDA SUITE

Some Veranda Suites accommodate three guests. Deluxe Verandas offer preferred central location with identical accommodations to Classic and Superior Verandas.

387 SQ FT / 36 M²
INCLUDING VERANDA (64 SQ FT / 6 M²)

- Teak veranda with patio furniture and floor-to-ceiling glass doors
- Sitting area
- Twin beds or queen-sized bed
- Marbled bathroom with vanity, full-sized bath, separate shower
- Walk-in wardrobe with personal safe
- Vanity table with hair dryer
- Writing desk
- Two 42" / 106 cm flat-screen HD TVs
- Interactive Media Library
- Wall mounted mobile device chargers
- Direct-dial telephone
- One hour of complimentary internet access per guest per day

